

Managed Portfolio Service - REAL2

Objective

Real2 aims to provide a minimum real return of 2% p.a. above the rate of Consumer Price Inflation (CPI) over a 7 year rolling period.

Real2 manages risk through both its fund selection and its asset allocation. The strategy will have an emphasis towards investments that provide capital appreciation. Investments will be made on a multi-asset basis via funds.

Information in this factsheet relates to the model on the Wealthtime platform and performance on other platforms may vary slightly.

Effective 31 January 2024, City Asset Management has moved to rebalancing our Managed Portfolio Service on a quarterly basis. Going forwards, rebalancing will occur on the last business day of January, April, July and October annually.

Portfolio Information

Portfolio Benchmark	CPI+2%
Portfolio Charge	0.25%
Trailing 12 Month Yield	3.70%
Underlying Fund Charges	0.49%

Other applicable fees include the platform fee levied by the platform provider and fees or charges payable to your Financial Adviser.

Trailing Returns

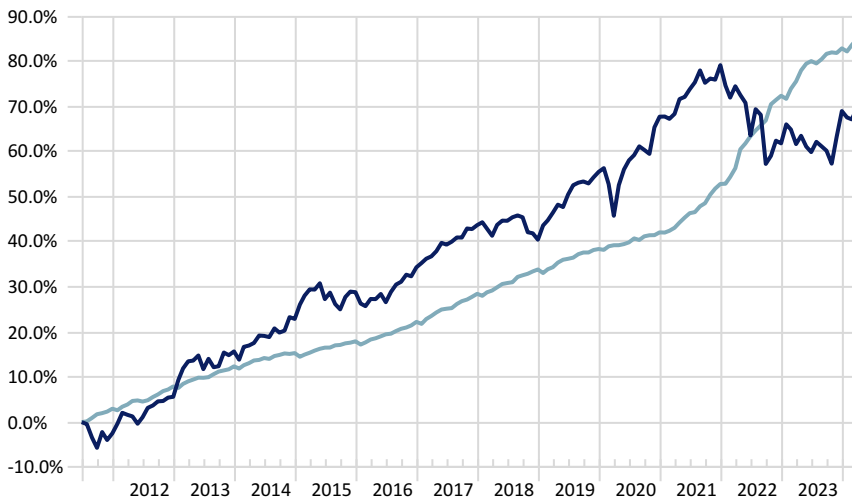
As of Date: 31/03/2024 Currency: Pound Sterling Source Data: Total Return

	YTD	3 Months	1 Year	3 Years	5 Years	10 Years	Since Inception
Real2	0.4%	0.4%	5.0%	0.8%	15.9%	45.1%	69.7%
CPI+2%	1.1%	1.1%	5.3%	29.2%	37.6%	63.5%	84.9%
Relative Performance	-0.7%	-0.7%	-0.4%	-28.4%	-21.7%	-18.5%	-15.2%

Investment Growth

Time Period: 01/07/2011 to 31/03/2024

Currency: Pound Sterling Source Data: Total Return



—CAM Real 2

69.7% —CPI+2%

84.9%

Risk Stats Since Inception

Time Period: Since Inception to 31/03/2024

Risk-free Rate: UK Base Rate PR


Return (p.a.)	4.2%
Std Dev	5.7%
Max Drawdown	-12.2%
Sharpe Ratio	0.6

Source: City Asset Management, Wealthtime, Financial Express and Morningstar.

*Metric uses BoE Base Rate as a proxy for the risk free rate.

Performance is shown in GBP, gross of management fees with all income reinvested. Actual returns may vary.

Past performance is not a guide to future performance.



For more information please email sales@city-asset.co.uk

Why Real Returns?

Our mission is to make our clients wealthier.

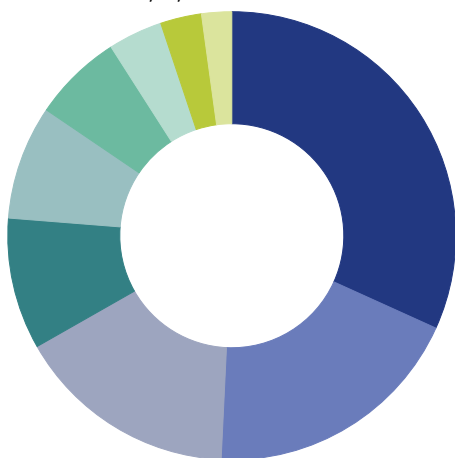
To create wealth, a client's investment needs to grow at a faster rate than the cost of living (inflation).

To achieve this, we use benchmarks linked to the cost of living plus an additional, annual real return. These benchmarks have never fallen in value since the UK's measure of inflation, the consumer price index (CPI), was introduced in 1997.

We believe that the benchmarks you use to judge us by shouldn't fall just because the stock market does.

Asset Allocation

Portfolio Date: 31/03/2024



	%
• Fixed - Core	31.8
• Alternative Income	19.0
• Fixed - Specialist	16.0
• International Equity	9.5
• UK Equity	8.2
• US Equity	6.5
• Property	3.9
• Cash	3.0
• Emerging Mkt. Equity	2.2

Portfolio Holdings

Portfolio Date: 31/03/2024

	Portfolio Weighting %
Fixed - Core	31.8%
Royal London Shrt Dur Glb Idx Lnkd M Inc	7.5%
WS Canlife Sterling Liquidity I Acc	5.0%
Vanguard U.S. Govt Bd Idx £ Dist	4.4%
Vanguard U.S. Govt Bd Idx £ H Acc	4.4%
Artemis Short-Duration Stgy Bd I GBP Acc	3.5%
Vontobel TwentyFour Abs RetCrdt G GBP	3.5%
L&G Global Inflation Linked Bd Idx I Acc	3.5%
Alternative Income	19.0%
VT RM Alternative Income F GBP Inc	6.7%
FP Foresight UK Infrs Inc A GBP Inc	6.6%
VT Gravis UK Infrs Inc I GBP Inc	5.7%
Fixed - Specialist	16.0%
Ninety One Global Total Ret Crdt K £ Acc	6.5%
MI TwentyFour AM Dynamic Bond I Acc	6.0%
Close Sustainable Select Fixed Inc X Acc	3.5%
International Equity	9.5%
Robeco BP Global Premium Eqs F GBP	5.4%
HSBC FTSE All-World Index C Acc	2.1%
IFSL Evenlode Global Income F GBP Inc	2.0%
UK Equity	8.2%
Man GLG Undervalued Assets ProfI Acc C	3.1%
HSBC FTSE 100 Index Accumulation C	2.6%
Liontrust Special Situations I Inc	2.5%
US Equity	6.5%
Dodge & Cox Worldwide US Stock A GBP	4.3%
Fidelity Index US P Acc	2.1%
Property	3.9%
CT Property Growth & Income I Inc	3.9%
Cash	3.0%
GBP Cash	3.0%
Emerging Mkt. Equity	2.2%
Vontobel mtx Sust EmMkts Ldrs N GBP	2.2%

Risk Warnings/Important Information

The information contained in the document is provided for professional investors and advisers for information purposes only and should not be communicated to any other person. The value of investments can fall and investors may not get back the amount invested. Past performance is not a guide to future performance. This notice cannot disclose all the risks associated with investments and investment services. Please see our website for more information and more detailed risk warnings. The information within this document does not consider the specific investment needs or financial situation of any person. It is not a personal recommendation and should not be regarded as a solicitation or invitation to buy or sell any securities or instruments mentioned within it. Investments may not exactly replicate the relevant Portfolio due to the different in timing of the initial investment or rebalancing differences resulting from minimum transaction sizes. FTSE International Limited ("FTSE") ©FTSE 2023. "FTSE" is a trade mark of the London Stock Exchange Group companies and is used by FTSE International Limited under license. No further distribution of FTSE Data is permitted without FTSE's express written consent. The information on performance is proprietary to us, MSCI, FTSE and Morningstar. This factsheet is not warranted to be accurate, complete, or timely and does not constitute advice of any kind, whether investment, tax, legal or otherwise from CAM, Morningstar, FTSE or MSCI. Whilst we believe that this information complies with all laws, regulations, and restrictions applicable to it, neither we, Morningstar, FTSE nor MSCI are responsible for any damages or losses arising from any use of this information, except where such damages or losses cannot be limited or excluded by law. CAM, Morningstar, FTSE and MSCI make no express or implied warranties or representations and shall have no liability whatsoever with respect to any data contained here. This report is not approved, endorsed, reviewed, or produced by MSCI. City Asset Management is authorised and regulated by the Financial Conduct Authority. Registered Office: 7 Bishopsgate, London, EC2N 3AR, Registered No. 2215617. © 2023 City Asset Management Plc all rights reserved.



City Asset Management Plc is a company registered in England and Wales with company number 02215617. Authorised and Regulated by the Financial Conduct Authority. Registered Office: 7 Bishopsgate, London EC2N 3AR.